

1

DEFINING VIOLENCE

* In late November 1864, a large force of cavalry militia led by Colonel John Chivington left Denver, Colorado, and early on the morning of November 29, ended up on the banks of Sand Creek, where a large party of Native Americans, mostly Cheyenne and Arapahoe, were camped. The Indians were flying a flag of truce in the belief that they were under the protection of the Colorado authorities.¹ With no warning or call for surrender, Chivington's soldiers attacked and killed around 130 of those present in the encampment, many of them women and children. No prisoners were taken, and many of the victims were mutilated after death. Explaining his practice of killing everybody, including children, Chivington reportedly asserted that "his policy was to kill and scalp all little and big; that nits made lice."²

* In 2010, 29 workers were killed in the Upper Big Branch Mine located in West Virginia. The explosion occurred because of improper ventilation in the mine that allowed combustible gases to accumulate. In 2015, Donald Blankenship, the chief executive of Massey Energy, which owned the mine at the time of the explosion, was tried by the federal government for conspiring to violate health and safety laws. Based on memos and audiotaped conversations, federal prosecutors presented a case that portrayed Mr. Blankenship as more concerned with profits than safety standards. One piece of evidence revealed Mr. Blankenship's opinions of safety regulators: He said, "You've got to have someone who actually understands that this game is about money," insinuating that regulators must be willing to be paid off. In another comment, he revealed his lack of caring for the miners' risk of black lung disease caused by breathing in coal dust in mines when he stated, "Black lung is not an issue in this industry that is worth the effort they put into it." The autopsies of the miners killed in the explosion revealed that 71 percent suffered from black lung, compared to an industry standard of only 3.2 percent.³

* In February 2008, Barbara Sheehan shot her husband, Raymond Sheehan, eleven times with two guns. Barbara claimed in trial that it was in self-defense after Raymond had threatened her with a loaded semiautomatic handgun. Their children testified that Barbara had suffered years of abuse at the hands of her husband, a former police sergeant. Reportedly he had told her he would kill her and be able to cover it up because of his investigative skills. After a heated argument, Barbara described how she was trying to flee their home with a gun when Raymond tried to stop her with his gun. She then fired five times. After he fell to the ground and dropped his gun, shouting, "I'm going to kill you," she picked up his pistol and fired six more times.⁴

* During the 2022 Academy Awards, the emcee, comedian Chris Rock, was presenting the winner of the documentary feature category and started with a joke made at the expense of Jada

Pinkett Smith, an actress and the wife of Will Smith. Open and vocal about her struggles with alopecia areata, an autoimmune disease that results in hair loss, Jada had begun shaving her head and this is what prompted Chris Rock to joke, “Jada, I love you. G. I. Jane 2, can’t wait to see it.” Will Smith then rushed onstage, slapped Rock across the face hard, and then returned to his seat while repeatedly yelling, ‘Keep my wife’s name out of your f...ing mouth!’ Stunned, Rock could only hold his face in silence.⁵

* On January 6, 2021, a crowd of thousands stormed the U.S. Capitol Building in Washington D.C., in an attempt to prevent a joint session of Congress from certifying the victory of Joe Biden over Donald Trump in the presidential election that had taken place the previous November. In the intervening months between the election and the certification of the vote, then-President Trump and many of his followers spread baseless accusations that the election had been stolen. After hearing President Trump tell them that “if you don’t fight like hell, you’re not going to have a country anymore,” during a rally earlier that morning, more than eight thousand rioters attacked and breached the capitol building. Many attempted to find and attack lawmakers to chants of “hang Mike Pence,” “fight, fight, fight,” and “Stop the Steal.” Numerous police officers were attacked and injured, four of whom later committed suicide. All told, there were five deaths from various causes during the attempted insurrection, including one rioter who was shot as she tried to enter through a smashed glass door into the lobby of the Capitol building.⁶

* On January 7, 2023, in Memphis, Tennessee, Tyre Nichols, a twenty-nine-year-old FedEx worker was stopped for an alleged reckless driving traffic violation. Body camera and street camera footage shows officers hitting him and screaming inconsistent demands along with profanities while Nichols appears confused and unsure which commands to obey. Nichols attempted to run but was caught just a short distance from where he lived with his mother and stepfather. Security cameras then captured footage of two officers holding Nichols to the ground as a third kicked him in the face and another continuously struck him with a baton. Nichols was pulled to his feet and continuously beaten in the head and face until he finally collapsed, after screaming for his mother. Medics arrive at the scene, but it took twenty minutes for them to start examining Nichols. He died in the hospital three days later.⁷

Are these incidents of violence related? Was the Sand Creek massacre of American Indians over 150 years ago related to the killing of Tyre Nichols in Memphis? Was the assault on Chris Rock in any way connected to the mining-related deaths in West Virginia? Does the January 6 violent assault on the Capitol Building have any connection with Barbara Sheehan’s shooting of her husband? While these incidents are separated by time, space, circumstance, number of participants, and lethality, they are all, in fact, linked and part of the same continuum of violent behavior. We often understand **violence** as consisting of discrete acts that are separate and distinct from each other, as if each occurs in a vacuum. But that is not the case. All violence is connected by a web of actions and behaviors, ideas, perceptions, and justifications. While the individual and situational dynamics of violent behavior may vary, they all share several essential characteristics that bind them together into what we can call the **unity of human aggression**.⁸



PHOTO 1.1 Monument at Sand Creek Massacre Site.

Photo by Alex Alvarez

CONNECTING VIOLENCE

One of the primary themes of this book is that all the forms of violence that we discuss in the various chapters share a number of important characteristics. We find, for example, that violence—regardless of the form it takes—is usually perpetrated for the same kinds of reasons. Whether it’s the bully in the schoolyard, a corporation engaged in destructive activities, or a dictator engaged in genocide, perpetrators usually rely on similar arguments to justify their violence. By massacring a community of Native Americans, the militia led by Colonel John Chivington saw themselves as defenders of White settlers on the frontier. For them, Native American resistance to the encroachment of the colonizers was seen as a threat to European and Christian civilization.⁹ They saw their violence as being justified and provoked, not as unfounded **aggression**. From this perspective, the natives, including the women and children, had brought about their own destruction by their opposition to colonization. One witness to the Sand Creek massacre remembered Colonel Chivington speaking to his men just before going into action and saying, “Boys, I shall not tell you what you are to kill, but remember our slaughtered women and children.”¹⁰ His call to violence was a reference to the earlier killings of settler families by Native Americans resisting the encroachment of settlers on their land. Clearly, Chivington defined the subsequent violence as defensive and justified and sought to evoke related sentiments among his men. Similarly, many of the rioters on January 6 believed that the election had been stolen and saw themselves as patriots engaged in protecting their country.¹¹ One former police officer who was later placed on trial for his part in the insurrection argued that he was acting in self-defense and had only used the minimum level of force that he thought was necessary to defend himself.¹² His defense echoed the words of President Trump who spoke to the crowd before the riot and had told them, “If you don’t fight like hell, you’re not going to have a country anymore.”¹³

This kind of violence is referred to as a form of **righteous slaughter** by sociologist Jack Katz, who points out that perpetrators of violence often undergo a process in which perceived humiliation is transformed into rage that can culminate in violence.¹⁴ Frequently, they perceive their violence as being in defense of some important value or principle. In none of the examples described at the beginning of the chapter were the victims defined as innocent. Rather, they were perceived as having brought the violence upon themselves; in the eyes of the offenders, the violence they inflicted was entirely appropriate and justified. Such perceptions create a potent rationale and justification for harming others. Despite Will Smith later apologizing for his aggression against Chris Rock, he clearly felt he had been justified in defending the honor of his wife by assaulting another man in front of millions of viewers.

We also find that violence commonly overlaps, even in very different contexts. Research tells us that individuals who are violent in one setting are more likely to be violent in others and, in fact, the single best predictor for violent behavior is a history of previous violence. Of course, this does not mean that an individual who engages in violence is destined for a life of violence; it simply means that those who engage in violence are more likely to do so in the future compared to those without a violent history. This shouldn't come as a surprise. People who engage in violence have already overcome internal normative boundaries against aggression and have become more familiar and comfortable with perpetrating it. Essentially, their threshold for using violence has been lowered, which means that once someone starts using violence, it becomes easier to continue using it, even in different situations. Two examples illustrate this well, the National Football League (NFL) and the U.S. military. Both organizations train and reward their ranks for aggression, and this training appears to increase the likelihood of individuals engaging in violence in their private lives. For example, an investigation by *Sports Illustrated* found that thirty-three NFL players had been arrested for charges involving intimate partner violence (IPV), battery, assault, and murder in one twenty-month period.¹⁵ As the case of Kansas City Chiefs star running back Kareem Hunt reveals, this issue is still a problem for the NFL. Hunt was caught on video in November 2018 assaulting and kicking a woman in a Cleveland hotel.¹⁶ While the NFL has enhanced the potential penalties players accused of engaging in this violence receive, a recent empirical study found that accusations of violence against women do not significantly hurt players' football careers.¹⁷

Similarly, the Pentagon has acknowledged publicly that the military has a serious problem with its members engaging in intimate partner violence and sexual assault. In fact, the most recent survey data of armed services personnel indicate that rates of sexual violence have increased while formal reports by victims have decreased.¹⁸ In addition to being trained and rewarded for violence, another possible explanation for this ongoing problem in the military, according to various experts, may relate to the continuing stress and impact of repeated deployment to combat areas. The violence some soldiers experience in war zones, in other words, may travel home with them and impact their relationships in their private lives.

The Spillover Effect

Violence overlaps in other ways as well. Some suggest that the more a society legitimates violence in certain situations (e.g., war, capital punishment, and justifiable homicide),

the more illegitimate violence (e.g., robbery and murder) there will be. This is sometimes referred to as **spillover theory**, which suggests that the values and justifications for violence in socially approved settings “spill over” into other settings and result in illegitimate forms of violence. Crimes of violence among returning veterans is not only an issue for their intimate partners but is a problem generally. Moreover, it is not just for the U.S. military, but for many countries including the United States, Great Britain, Australia, and Canada.¹⁹ One former U.S. marine and journalist made sense of it this way: “Violence changes people in mysterious ways, and when the normal human prohibitions against murder and cruelty are lifted on a wide scale, it unleashes violent impulses that are not easily controlled.”²⁰

Another example of this spillover concerns the death penalty. Some have argued that instead of decreasing rates of murder, capital punishment may actually serve to increase it. They point to the fact that the states that sentence the greatest number of people to death also tend to have the highest rates of homicide. One proponent of this argument—termed the **brutalization hypothesis**—was criminologist William Bowers, who argued, “The lesson of the execution, then, may be to devalue life by the example of human sacrifice. Executions demonstrate that it is correct and appropriate to kill those who have gravely offended us.”²¹ His brutalization argument suggests that the death penalty desensitizes society to killing and devalues human life and therefore increases tolerance toward lethal behavior, which in turn results in increases in the criminal homicide rate.



PHOTO 1.2 Military hand-to-hand combat training. What is the interaction between legitimate violence and illegitimate violence?

iStock.com/guruX00X

War—another example of legitimate violence—has also been found to increase rates of illegitimate violence, not only by soldiers returning from the battlefield and engaging in domestic violence but within the larger society as well. Some scholars have argued that a nation's involvement in war tends to legitimate the use of lethal force to resolve conflict within that country's population.²² When a nation or state goes to war, diplomacy is replaced by violence, which is perceived as rational and justified—at least by the leaders of that nation. It isn't unreasonable, then, for those who live in that society also to be more likely to choose force when confronted with interpersonal conflict.²³ One of the largest studies to examine the effects of war on postwar homicide across nations was conducted by Dane Archer and Rosemary Gartner, who compared national homicide rates for men and women before and after small and large wars, including the two world wars. They also controlled for several factors in their comparison, including the number of combat deaths in war, whether the nations were victorious or defeated, and whether the nation's postwar economies were improved or worsened. Archer and Gartner found that most combatant nations experienced substantial postwar increases in their rates of homicide and concluded that wars did appear to legitimate violence.²⁴ Put another way, "It is organized violence on top which creates individual violence on the bottom."²⁵



PHOTO 1.3 Child imitating spanking on his teddy bear. How does this exemplify the spillover effect?

iStock.com/erierika

A final example of the spillover thesis concerns something which many of us are familiar with—being spanked as a child. While most who experience this type of punishment grow up relatively unscathed, research suggests that children who are spanked are more likely to be

aggressive as adults compared with children who were not spanked. Based on this and other research, the American Academy of Pediatrics (AAP) updated its guidelines on discipline in December of 2018. These new guidelines suggested that pediatricians should discourage the use of spanking because

spanking models aggressive behavior as a solution to conflict and has been associated with increased aggression in preschool and school children . . . the more children are spanked, the more anger they report as adults, the more likely they are to spank their own children, the more likely they are to approve of hitting a spouse, and the more marital conflict they experience as adults.²⁶

We will discuss this issue in more detail in Chapter 5. We also know that certain qualities or characteristics of violence seem to transcend time and place. We find, for example, that age and gender patterns for violent offending are very consistent across different societies and in different eras. Young men tend to be responsible for most forms of violence, regardless of the time period or the country.²⁷ Similarities also exist in terms of the motivations and justifications used by those who engage in violence, as we have discussed earlier in this chapter.

We hope this discussion helps illustrate our belief that all violence is connected. Violence, in its many forms, is fundamentally linked through various shared qualities that we have briefly reviewed here. Of course, this does not mean that all forms of violence are identical. Collective violence, for example, is not simply interpersonal violence with a large number of perpetrators and/or victims. The social and collective elements of group violence differentiate it from interpersonal violence in several ways. Yet both types still share a number of other important commonalities. In many ways, therefore, it can be said that acts of violence are simultaneously unique and comparable.

So far, we have looked at several examples of violence, but we have not yet defined exactly what we mean by the term *violence*. In the next section, you will see that coming up with a concrete definition of violence is not always such an easy task.

DEFINING VIOLENCE

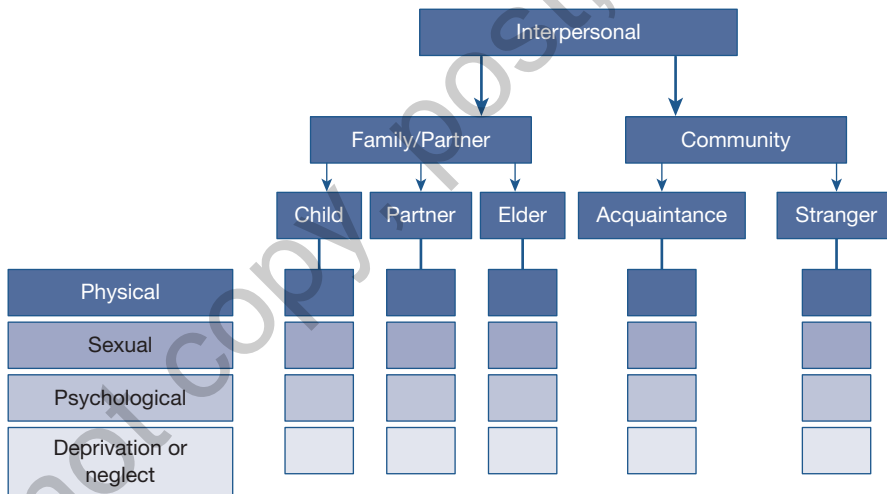
Defining violence is a trickier job than you might expect, given our apparent familiarity with the concept. *Violence* is one of those words that everyone knows but few have grappled with in any detail. Despite this familiarity, we are usually vague about its meaning, and our perceptions can vary tremendously depending upon any number of factors. While at first glance, the concept seems clear enough, the more closely we examine violence, the more elusive it becomes. So before proceeding, we need to discuss some of the complexities and issues raised by attempts to define violence.

The first thing we need to understand is that violence encompasses many kinds of behaviors in many kinds of situations. Recognizing all of them as being categorically part of the same phenomenon can be difficult, especially if the violence is not always evident in the act. Pulling the trigger of a gun, for example, or pressing a button that launches a missile may not be violent actions in and of themselves, but the consequences of these actions unquestionably *are* violent.

Do we perceive and define them the same way as hitting a person or stabbing someone—acts in which the violence involves human contact, and the consequences are therefore closer and more immediate? How about instilling so much terror and instability into people’s lives that they flee their homes with their children to an unknown land or refugee camp where food and safe drinking water aren’t available on a regular basis, but loss, insecurity, and danger are guaranteed? What if the fear and terror instilled into someone’s life was perpetrated by someone pledged to “love and cherish until death do you part”?

So, which of these acts do we consider to be violence? All of them? Or only some of them? These aren’t easy questions to answer. Furthermore, we must also recognize that different people perceive and understand violence in different ways, each based on his or her individual history and context of life. Many people only use the term in reference to physical acts of aggression and harm, while others include emotional or psychological acts as well. For example, the World Health Organization (WHO) includes both psychological aggression and deprivation/neglect in their definition of interpersonal violence. Deprivation and neglect aren’t necessarily things that you might think are violent, but according to the WHO, the outcome of these things make them violent. The WHO’s typology of interpersonal violence is displayed in Figure 1.1.

FIGURE 1.1 ■ The World Health Organization’s Typology of Interpersonal Violence



Source: “The Violence Prevention Alliance, (VPA) Approach,” The World Health Organization, 2023, <https://www.who.int/groups/violence-prevention-alliance/approach>.

For some, *violence* refers solely to human-perpetrated acts, while others include destructive natural forces, such as tornadoes, storms, earthquakes, and hurricanes. Accidental acts of harm are also not always defined as violence. If someone was intentionally hit by another person, most of us would clearly see this as an act of violence. Yet, if the same injury occurred unintentionally—say, as the result of a collision on a basketball court or a soccer field—many of us would not define it as violence.

The perceived legitimacy of aggressive acts also affects whether they are defined as *violence*. Some individuals only use the word to refer to illegal or illegitimate acts of aggression. Other words are often used to describe aggressive acts that are socially approved. As an illustration, take two incidents that are behaviorally similar:

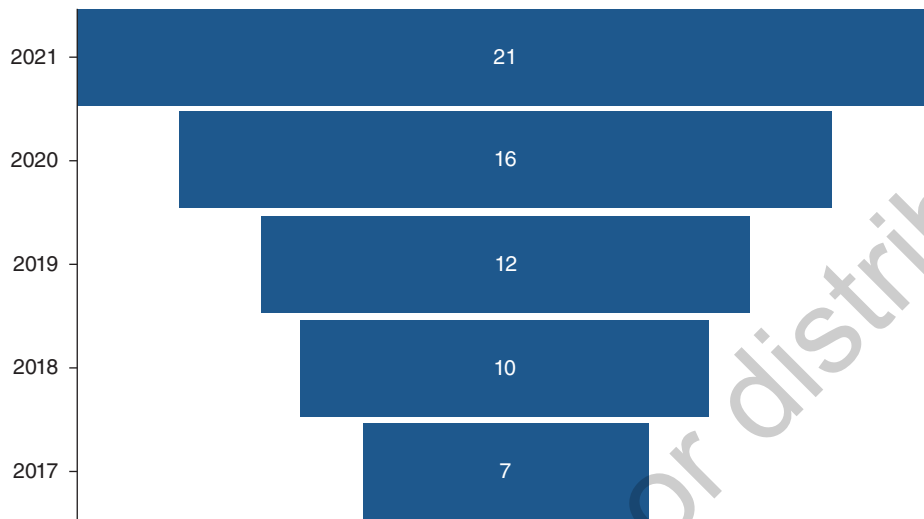
1. Scenario 1. During an attempted robbery, the person committing the robbery shoots the store clerk because he perceives the clerk to be reaching down under the counter for a gun; the store clerk dies.
2. Scenario 2. After pulling over a driver for speeding, a police officer shoots the driver whom he perceives to be reaching into his coat for a gun; the driver dies.

The behavior in both scenarios is similar, yet the label given to one would almost certainly be very different from the other. The first would undoubtedly be labeled as an act of felony murder, which, in some states, is the most likely kind of case to receive the death penalty. The second would most likely be ruled as a legitimate use of deadly force with no criminal label whatsoever attached. While the physical behavior is the same, the legal and social acceptability are very different, and this influences which words we use to describe each act. This kind of variation in perception often occurs when the violence is perpetrated by officials such as law enforcement officers, although even here, the perceptions of the legitimacy of the violence can change from place to place or over time.

If we look at the recent spates of civil unrest in many American communities after police officers killed unarmed African American men, we can easily see that definitions of violence, especially legitimate violence, are not static and uniform. The deaths of George Floyd in Minneapolis, Minnesota; Breonna Taylor in Louisville, Kentucky; Michael Brown in Ferguson, Missouri; Eric Garner in New York City; and Freddie Gray in Baltimore, Maryland—and the ensuing protests and public demonstrations have shifted perceptions concerning police use of force and created pressure for more accountability. Prior to these demonstrations, officers who used lethal force were rarely charged, much less convicted, of a crime for these killings. While there is a great deal of variation across jurisdictions in the likelihood that an officer will face consequences for such actions, nationally, the number of police officers charged after killing a suspect significantly increased in 2021 compared to previous years. As can be seen in Figure 1.2, the number of police officers charged with killing an individual while on duty has steadily increased from 2017 to 2021.

In the past few years, we have also seen police officers convicted by juries, which has been extremely rare historically. For example, on April 20, 2021, former Minneapolis police officer Derek Chauvin was found guilty of 2nd degree murder and sentenced to more than twenty years in prison.²⁸ Other former officers involved in the murder of George Floyd were also found guilty of violating Floyd's civil rights and aiding and abetting 2nd degree murder.²⁹ In Memphis, Tennessee, after Tyre Nichols was fatally beaten by five police, the five officers were subsequently arrested and indicted on multiple felony charges that included not only aggravated assault and aggravated kidnapping, but 2nd degree murder in addition to a few other lesser charges.³⁰ A number of other officers have faced internal departmental disciplinary action while three EMT's were fired because they did not provide timely medical attention.³¹ Cases such as these certainly seem to suggest a greater willingness on the part of prosecutors to hold police

FIGURE 1.2 ■ Number of Police Officers Charged With Killing Someone in the Line of Duty, 2017–2021.



Source: Adapted from NBC News, January 22, 2022, <https://www.nbcnews.com/news/us-news/officers-charged-fatal-police-shootings-2021-not-everyone-sees-progress-rcna12799>.

officers more accountable for misconduct. Of course, the societal outrage from the gut-wrenching video footage available as evidence in these cases was difficult to ignore.

This discussion should also underscore the fact that the term *violence* is a loaded word that often evokes powerful emotions. These emotional reactions make defining violence even harder because there are numerous acts that many of us do not perceive as violent, since they may be perceived as acceptable and may even be encouraged. Commenting on this issue, the legal scholar Lawrence Friedman writes, “In part, violence is a matter of definition, or at least of perspective. . . . Every society defines a sphere of legitimate private violence.”³² In other words, the legitimacy or illegitimacy of any act lies not in any intrinsic quality of the act itself but rather in how we define it. As we noted at the beginning of the chapter, evidence indicates that many perpetrators of violence see themselves as being justified in their actions and typically define their acts as a legitimate response to some behavioral or ethical breach on the part of their victim. In this sense, those committing violence perceive their behavior as a justified form of social control. Violent people often feel they are acting legitimately and morally to protect something they value or to give an appropriate penalty to someone who has wronged them. Regardless of the context, those acting violently tend to provide justifications for their offenses, whether it is a violent act in the home or an act of mass killing in the community.

The Context of Violence

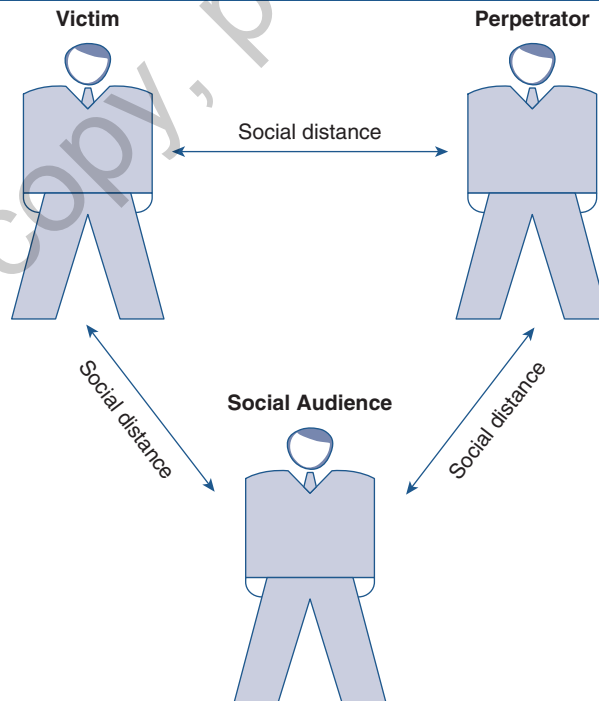
We hope that the discussion above has helped you understand that, depending upon who is doing what to whom and for what reasons, we either accept or condemn similar behaviors. Our understanding is, therefore, highly situational and contingent. This means that context

is extremely important in helping shape our understanding of and reaction to violent acts and actors. The context of violence is shaped in large part by several factors, including the following:

- the victim
- the offender
- the specific nature of the violence
- the location of the violence
- the rationale or motive for the violence³³

Let's start with the victim. If the victim is someone with whom we can identify and relate to or is someone we personally know, we are more likely to condemn the violence. Many factors, including gender, race/ethnicity, religion, sexual orientation, and nationality, play a part in this assessment. If the victims are like us, we are more likely to sympathize with them and see the situation through their eyes. On the other hand, the greater the social distance between us and the victim, the less likely it is that we will empathize with them. This judgment, however, does not occur independently of the perpetrator. If we know and can identify more easily with the perpetrator than with the victim, we will be more willing to find ways to rationalize and accept the violence. Figure 1.3 illustrates these relationships. It is easier for us to justify, condone, and accept behavior from people who are like us, and it is easier for us to condemn and judge those who are different from us.

FIGURE 1.3 ■ Social Distance



In the same vein, the type of violence affects how we perceive and define specific acts. Minor acts of violence are generally easier to accept than more severe forms. It is much easier to dismiss or minimize a push or a slap than a punch or a kick. The perceived heinousness of the act of violence is also influenced by the brutality involved and the number of victims. Acts of violence involving gratuitous cruelty or torture are much less likely to be deemed acceptable than other acts of violence. Location has also been an important variable. Historically, if violence was perpetrated in the home, it was generally conceded to be much more acceptable than if it was carried out in a public place or work setting. What happened behind closed doors was once considered to be private and no one's business. This was especially true if the victim was a wife or child, and the perpetrator was the husband or father. In public, however, violence was more easily condemned. And finally, the justification expressed for the violence is also important, since it helps the social audience understand the rationale for the aggressive behavior. If we agree and/or understand the motivation, then it becomes easier to accept and even commend specific acts of violence.

It is important to recognize that our individual perceptions and definitions of violence revolve around several variables that help shape our understanding of the act. Because our perceptions of an act are affected by each of these contextual differences, it is even more difficult to define violence. In fact, one segment of a society may define an act as violence, while another segment may deem it justifiable self-defense. Sometimes we condemn and punish those who inflict violence, and sometimes we celebrate and reward those who perpetrate it. We read or hear about a shooting somewhere, and we are appalled. The events at Virginia Tech, Sandy Hook Elementary School, Las Vegas, Thousand Oaks, Marjory Stoneman Douglas High School, Uvalde, Boulder, El Paso, Buffalo, Monterey Park, and Half Moon Bay, for example, have seared themselves into our collective awareness as horrible tragedies. However, when women and children are killed by a military drone and deemed collateral casualties, many do not even consider these cases worthy of censure or investigation.

In short, we judge acts of violence selectively. Some call forth our interest and compassion and demand an emotional response, while others barely stir any interest. Some receive our approval, while others earn our condemnation. We can see this differentiation at work in one study looking at attitudes toward different types of violence. Leslie Kennedy and David Forde examined the attitudes of a sample of Canadians to determine levels of support for the same act of violence in different situations. Their findings are summarized in Table 1.1 and reveal that the same violent

TABLE 1.1 ■ Attitudes Toward Violent Situations

Situation in Which One Man (Assailant) Punches an Adult Stranger	Percentage of Respondents Who Approve of the Violence
If the adult stranger was in a protest march showing opposition to the assailant's views	9
If the adult stranger was drunk and bumped into the assailant and his wife on the street	8

Situation in Which One Man (Assailant) Punches an Adult Stranger	Percentage of Respondents Who Approve of the Violence
If the adult stranger had hit the assailant's child after the child accidentally damaged the stranger's car	26
If the adult stranger was beating up a woman and the assailant saw it	56
If the adult stranger had broken into the assailant's house	47
Situation in Which a Police Officer Strikes an Adult Male Citizen	Percentage of Respondents Who Approve of the Violence
If the male citizen had used vulgar and obscene language against the officer	12
If the male citizen was being questioned as a suspect in a murder case	8
If the male citizen was attempting to escape from custody	67
If the male citizen was attacking the police officer with his fists	88

Source: Adapted from Leslie W. Kennedy and David R. Forde, *When Push Comes to Shove: A Routine Conflict Approach to Violence* (Albany: State University of New York Press, 1999).

behavior receives widely disparate levels of support and approval, depending upon the situation in which it occurred. These results are consistent with earlier research in the United States.³⁴

By now, you should agree that defining violence is a difficult task, in large part because our understanding of its nature is so subjective and varied. We think it is helpful at this point to go over some definitions that have been proposed by those who study violence. Table 1.2 provides a list

TABLE 1.2 ■ Definitions of Violence

Author	Definition of Violence
<i>Webster's New Collegiate Dictionary</i>	"Exertion of physical force so as to injure or abuse . . . intense, turbulent, or furious and often destructive action or force" ¹
The National Panel on the Understanding and Control of Violent Behavior	"Behaviors by individuals that intentionally threaten, attempt, or inflict physical harm on others" ²
Newman	"A series of events, the course of which or the outcomes of which, cause injury or damage to persons or property" ³
Iadicola and Shupe	"Violence is any action or structural arrangement that results in physical or nonphysical harm to one or more persons" ⁴
Weiner, Zahn, and Sagi	"The threat, attempt, or use of physical force by one or more persons that results in physical or nonphysical harm to one or more persons" ⁵

(Continued)

TABLE 1.2 ■ Definitions of Violence (Continued)

Author	Definition of Violence
Bartol and Bartol	"Destructive physical aggression intentionally directed at harming other persons or things" ⁶
Bartol and Bartol	"Behavior perpetrated or attempted with the intention of harming another individual physically or psychologically (as opposed to socially) or to destroy an object" ⁷
Berkowitz	"Any form of behavior that is intended to injure someone physically or psychologically" ⁸

Notes:

1. *Webster's New Collegiate Dictionary* (Springfield, MA: G. & C. Merriam and Company).
2. Albert J. Reiss and Jeffrey A. Roth, eds., *Understanding and Preventing Violence* (Washington, DC: National Academy Press, 1993), 2.
3. Graeme Newman, "Popular Culture and Violence: Decoding the Violence of Popular Movies," in *Popular Culture, Crime, and Justice*, eds. Frankie Bailey and Donna Hale (Belmont, CA: West/Wadsworth, 1998), 40–56.
4. Peter Iadicola and Anson Shupe, *Violence, Inequality, and Human Freedom* (Lanham, MD: Rowman & Littlefield, 2003), 23.
5. Neil Alan Weiner, Margaret A. Zahn, and Rita J. Sagi, *Violence: Patterns, Causes, Public Policy* (San Diego: Harcourt Brace Jovanovich, 1990), xiii.
6. Curt R. Bartol and Anne M. Bartol, *Criminal Behavior: A Psychosocial Approach* (Upper Saddle River, NJ: Pearson Prentice Hall, 2005), 241.
7. Curt R. Bartol and Anne M. Bartol, *Criminal Behavior: A Psychosocial Approach* (Upper Saddle River, NJ: Pearson Prentice Hall, 2005), 241.
8. Leonard Berkowitz, *Aggression: Its Causes, Consequences, and Control* (New York: McGraw-Hill, 1993), 3.

of some of the more popular definitions. We also include definitions of *aggression*, since the two terms are often used interchangeably—even within the scholarly community. We should note, however, that some researchers make distinctions between violence and aggression. For example, Bartol and Bartol contend that all violence is aggressive, but not all aggression is violent.³⁵ For them, violence refers only to aggressive physical behavior, while aggression can also refer to behavior that is psychologically harmful. Moreover, aggression is more often used in connection with a person's psychological affect, demeanor, and mindset, while violence is more specifically intended to encompass the harmful physical behavior itself. In many ways, aggression may precede and accompany violence. For the purposes of this book, however, the terms violence and aggression are so similar in their everyday usage that we will not make this type of distinction.

In reviewing Table 1.2, we find a range of definitions that differ and overlap in some important ways. First, all these definitions agree that violence and aggression are harmful. Where they differ, however, is in conceptualizing what kinds of harm qualify as violence. Some of the definitions include inflicting psychological or emotional harm, while others do not. But the bottom line is that, whether perpetrated for noble reasons or for petty and selfish ones, violence is about injuring, damaging, destroying, and killing. It is invariably destructive. This is not to say that

violence cannot be perpetrated for constructive reasons but rather that the act of violence is *always* destructive. It is therefore important to differentiate between the intent or purpose of the act and the act itself. The behavior and the intent of the behavior are separate. The purpose of the violence may be positive or negative or perhaps even a mixture of both, but the violence itself always remains the same: injurious and damaging. Second, these definitions help us understand that violence can take a number of forms. The most common difference is between physical and emotional or psychological violence, although not everyone agrees that nonphysical forms of aggression (e.g., verbal) can be considered violence.

There are many other ways that violence can be classified and categorized. One distinction that is sometimes drawn is between expressive and instrumental acts of violence. **Instrumental violence** refers to those acts in which violence is a means to an end. An assault during an armed robbery, for example, would fit into this category. The violence is committed to help accomplish the robbery, but it is not the goal of the act, obtaining money is. **Expressive violence**, on the other hand, concerns those acts in which the motivations are expressive of some emotional state, such as anger or jealousy. In these cases, the violence serves to fulfill some internal or intrinsic desire. As the name implies, the violence is “expressing” something—typically rage or anger.

Another way of categorizing violence is provided by Peter Iadicola and Anson Shupe, who suggest that there are three main interconnected types of violence, which they label *interpersonal*, *institutional*, and *structural*. **Interpersonal violence** consists of the assaults, rapes, robberies, and murders that often come to mind when thinking about violence. These are acts committed by one or more offenders against one or more victims. **Institutional violence**, on the other hand, concerns the violent behaviors that are perpetrated in organizational settings. For example, Iadicola and Shupe consider family violence a form of institutional violence because it happens within the context of the family. Also included are corporate and workplace violence, military violence, religious violence, and state-perpetrated violence, all of which occur within the context of established social institutions. **Structural violence** is all about discriminatory social arrangements that can also be construed as violence. Including structural arrangements in their definition allows Iadicola and Shupe to examine societal inequalities as violence in light of the negative effects that certain living conditions may have on a group. For example, they write, “Violence may be action that denies a minority group’s access to education, health care, housing, an adequate diet, and other necessities of survival and human development.”³⁶ While our book does not address structural violence per se, we do underscore the inequalities related to both the collective and individual violence that we examine. In addition, both interpersonal and institutional types of behavior will be examined in this book.

At this point in your reading, you must be expecting us to tell you which definition we subscribe to in this book. Rather than disappoint you, we can suggest that the definition that most closely aligns with our approach in this book is the one presented by Iadicola and Shupe, who define *violence* as follows: “Violence is any action or structural arrangement that results in physical or nonphysical harm to one or more persons.” That being said, we also want to acknowledge that most of the definitions presented in Table 1.2 would serve our

purposes equally well. While there are many ways to define *violence*, most of the attempts discussed above share several qualities, and the types of violence we have chosen to discuss in this book fall within these broad conceptualizations. Therefore, settling on a single definition to guide our discussion is not as crucial as it might otherwise be. In addition to defining violence, another important issue that must be addressed relates to how we measure violence; as you might imagine, attempting to measure the extent of violence in U.S. society is also a complex issue.

MEASURING VIOLENCE

Imagine being asked to measure how many stalking victims there are at your university or in your town. Accurately measuring the number of people affected by a type of violence is extremely important. We can't prevent acts of violence unless we know whom they are most likely to affect. In addition, resources and strategies directed at preventing victimization and helping victims are also based on these estimates. Bad information about the characteristics of victimizations sometimes results in poor choices being made by policy makers, politicians, activists, and other concerned members of society. The problem is that, depending on who is gathering the data and what methods they employ to get that information, the results can vary widely.

The purpose of this section is to introduce you to the different ways we typically measure violent victimization. At times, our discussion may seem a bit technical, but we want to underscore how important measurement is. Before we begin, we want to note that we will be discussing detailed measurement issues related to specific types of violence (e.g., murder, intimate partner assault, rape) in more detail. The discussion here is designed to give you a general sense of the common ways in which information on violence is gathered and some of the important and relevant concerns attached to them. So how do we know how many people experience violence in the United States? When most students are asked about how statistics on victimization are gathered, they tend to think first and foremost about police reports. You will soon see, however, that relying on police reports of crime is somewhat problematic.

Reports to Law Enforcement Officials

The most widely used source of statistical information about violent crime in the United States is the **Uniform Crime Reporting Program (UCR)**, compiled by the Federal Bureau of Investigation (FBI). The UCR has collected information about criminal incidents of violence reported to the police since 1930; the reports are based on the voluntary participation of state, county, and city law enforcement agencies across the United States. For the crime of homicide, information about both the victim and the offender (e.g., the gender and race of both, the relationship between the victim and offender, the weapon used) is obtained in a separate reporting program called the **Supplementary Homicide Reports (SHR)**. Unfortunately, such detailed information is not collected for other crimes in the UCR. To remedy this problem, the FBI implemented a change in its collection of crime information to include more characteristics of the incident; appropriately, this is called the **National Incident-Based Reporting System**

(NIBRS). NIBRS data are more specific than UCR data and include many more offenses that local agencies must report information on. As of January 1, 2021, the FBI has officially moved to the new NIBRS system and requires that law enforcement jurisdictions report their data using the new system. This transition, however, has not taken effect without problems. The NIBRS includes detailed information on crime incidents, including the characteristics of the victim (such as age, gender, race, ethnicity, and resident status). In all, the NIBRS categorizes each incident and arrest in one of twenty-two basic crime categories that span forty-six separate offenses which translates to a total of fifty-three data elements about the victim, property, and offender. As you can imagine, it takes a great deal of time and money to fill out this paperwork at the local police department level. Not surprisingly, then, many states are failing to report a large percentage of their reported crimes. While many states have full reporting, several have extremely low reporting rates. For example, in 2021, the most recent data available at this writing, the percentage of the population covered in California was only 7 percent; in New York, it was 19 percent; 17 percent in Massachusetts; and Florida did not report any data at all.³⁷ How do we know how many violent crimes were reported to police across the United States in 2021? It is impossible to know because so much data is missing.

Many other countries measure crimes that have been reported to the police. In England and Wales, for example, this program is called the Police-Recorded Crime (PRC). These police-reported data that rely only on victimizations reported to the police are problematic. Why? If victimizations are not reported to police, they are never counted, and based on comparisons with national survey data, it is estimated that only about 40 percent to 50 percent of crimes become known to police. This is true in the United Kingdom as well as in the United States.³⁸ This is particularly problematic for certain types of violence (such as rape) and violence that occurs between intimates (such as spouses and boyfriends/girlfriends) because we know that a large percentage of these victimizations are never reported to police.

In sum, there is a great deal of evidence that documents the large gap between the true extent of victimization and offending and the amount of crime known to police. The major sources of this gap, according to Clayton Mosher, Terance Miethe, and Dretha Phillips, are the following: the inability of police to observe all criminal activity, the reluctance of crime victims and witnesses to report crime to the police, and variation in the recording of “known” crime incidents because of police discretion.³⁹

Victimization Surveys

Because of the weaknesses that police reports have in accurately measuring the true magnitude of violence, surveys of the population are often used as the social science tool of choice. Surveys collect information from a sample of individuals through their responses to questions.⁴⁰ You hear about survey results almost daily from news programs but have probably never thought much about them unless you have had a research methods course. In 1968, Congress established the **Law Enforcement Assistance Administration (LEAA)**, which formed a statistical division that fielded several surveys to measure national rates of crime victimization. These surveys confirmed the suspicion that the amount of crime being committed in the United States was much higher than the amount reported by the UCR. Based on these early surveys, Congress realized

that a national survey was needed to more validly monitor victimization and provide information that the UCR did not, including risk of victimization across subgroups of the population (e.g., race/ethnicity, gender, age), information about changes in victimization over time, and information on the contexts of victimization, including the relationship of victims and offenders and the costs of victimization, among other things.⁴¹ Consequently, the **National Crime Survey (NCS)** was launched in 1972 and remained largely unchanged until 1986. However, in 1980, the LEAA was replaced by the **Bureau of Justice Statistics (BJS)**, which is still responsible for conducting and analyzing several sources of data related to crime and victimization. In 1986, the BJS initiated a major redesign of the NCS to improve it in several ways, including the extent to which it captured crimes such as IPV that occurred between husbands/wives and boyfriends/girlfriends along with rape and sexual assault victimizations. To highlight the difference between UCR estimates of crime, the name of the survey was also changed to the **National Crime Victimization Survey (NCVS)**. It retains this name, although there have been other minor revisions in recent years; it can now provide estimates of victimization at the state level.⁴² The NCVS remains the only ongoing self-report survey in which interviewed persons are asked about the number and characteristics of victimizations they have experienced during the previous year, regardless of whether they reported these victimizations to the police. Throughout this text, we will discuss the ways in which the NCVS measures specific types of victimization as they relate to the different forms of violence reviewed in subsequent chapters. For now, we simply want to highlight the methodological techniques used by the NCVS and how they improve our estimates of victimization compared to police reports.

The first issue to highlight relates to the NCVS sample. A **sample** is a subset of elements (people, cities, countries, etc.) from a larger **population** that contains all the important elements in which we are interested. Clearly, if you want to estimate the risk of victimization for the entire population of U.S. residents, you must make sure your sample represents that population. For example, you could not simply measure people living in one city and assume that their experiences with victimization would necessarily be the same as those of people who live in different cities across the United States. What if the one city you sampled was unusually safe or uncommonly dangerous? That would certainly throw off your results. To avoid such a problem, the NCVS uses **random selection** to draw a sample of U.S. households to be interviewed. Households can be different housing units or group quarters, such as dormitories or rooming houses. All persons aged twelve or older living in selected households are eligible to participate in the interview. Once a household is selected as part of the sample, it stays in the sample for a three-year period, and people in the household are interviewed twice a year about any victimizations they may have experienced during the previous six months.

It is important to underscore the fact that random selection of the sample from the general population ensures that there is no bias in selecting the sample and that every U.S. household has an equal chance of being selected. This allows the information obtained from the NCVS to be generalized to the larger population. For example, in 2021, the NCVS found that about 46 percent of the respondents who told interviewers they were assaulted actually reported their victimizations to the police. Because these results are based on a random sample of the U.S. population, we can assume that, on average, about 46 percent of all assault victimizations in the United States were reported to police.⁴³

We also want to comment on how estimates of victimization are counted. For personal crimes, the NCVS makes a distinction between *incidents* and *victimizations*. The number of **victimizations** reflect how many victimization acts were experienced by survey respondents, while the number of **incidents** reflects the number of acts committed against respondents and others present during such incidents, as reported by survey respondents. For personal crimes, the number of victimizations is equal to the number of victims present during an incident. The number of victimizations may be greater than the number of incidents because more than one person may be victimized during any given incident. Imagine that a family of four are robbed on the way to the movies, and the thief takes everyone's valuables, including the teenagers' watches. There would be one robbery incident and four victims. This may seem like a minor detail, but these points matter when making comparisons across surveys regarding "how much victimization" there really is. In their publications, the BJS generally reports **victimization rates**, that is the number of people twelve years of age and older who experience a particular type of victimization divided by the total number of people twelve years of age and older in the population per one thousand people, which can be expressed as follows:

$$\text{Victimization Rate} = \frac{\text{Number of Victims aged 12 and older}}{\text{Total Population aged 12 and older}} \times 1,000$$

The second issue we want to highlight is the importance of how survey questions ask respondents about incidents of violence they may have experienced. Imagine you wanted to determine the risk of being assaulted on a college campus. To determine this risk, you conducted a random survey of students. How would you ask them whether they had ever been assaulted? Imagine you asked them this question:

In the past 12 months, have you been assaulted on campus?	Yes ____	No ____
---	----------	---------

Can you think of any problems with this question? Some people may not actually know what an assault is; others may have experienced an assault but may not have labeled it as such. This issue is even more complex when you are trying to measure other types of violence, including rape and IPV. The screening questions used by the NCVS for the general crimes of violence are displayed in Table 1.3. Notice that these questions rely on very behavior-specific wording instead of asking about victimizations using crime jargon, such as "Have you ever been robbed?" This is important. A great deal of research has demonstrated that asking questions using behavior-based wording instead of legal definitions uncovers a significantly greater number of victimizations, particularly when victims may not self-identify as crime victims. As you might imagine, asking people about their experiences in this way uncovers many more victimizations than only those reported to police.

But even this tactic isn't completely effective at uncovering and measuring victimization. In fact, some researchers and policy makers contend that the NCVS, despite the behavior-specific wording on the questionnaire, still does not measure some types of victimizations adequately. In particular, research indicates that rape and sexual assaults as well as other victimizations perpetrated by intimate

TABLE 1.3 ■ Screening Questions Used by the NCVS to Uncover Violent Victimitizations

Since [end date for six-month reference period], were you attacked or threatened or did you have something stolen from you

- a. *at home, including the porch or yard;*
- b. *at or near a friend's, relative's, or neighbor's home;*
- c. *at work or school;*
- d. *in places such as a storage shed or laundry room, a shopping mall, a restaurant, a bank, or an airport;*
- e. *while riding in any vehicle;*
- f. *on the street or in a parking lot;*
- g. *at such places as a party, theater, gym, picnic area, bowling lanes, or while fishing or hunting; or*
- h. *did anyone attempt to attack or attempt to steal anything belonging to you from any of these places.*

Other than any incidents already mentioned, has anyone attacked or threatened you in any of these ways:

- a. *with any weapon (for instance, a gun or knife);*
- b. *with anything like a baseball bat, frying pan, scissors, or stick;*
- c. *by something thrown, such as a rock or bottle;*
- d. *any grabbing, punching, or choking;*
- e. *any rape, attempted rape, or other type of sexual attack;*
- f. *any face-to-face threats; or*
- g. *any attack or threat or use of force by anyone at all? Please mention it even if you are not certain it was a crime.*

People often don't think of incidents committed by someone they know. (Other than any incidents already mentioned,) did you have something stolen from you OR were you attacked or threatened by:

- a. *someone at work or school;*
- b. *a neighbor or friend;*
- c. *a relative or family member;*
- d. *any other person you've met or known?*

Incidents involving forced or unwanted sexual acts are often difficult to talk about. Have you been forced or coerced to engage in unwanted sexual activity by

- a. *someone you didn't know before?*
- b. *a casual acquaintance?*
- c. *someone you know well?*

If respondents reply yes to one of these questions, they are asked in the subsequent incident report, "Do you mean forced or coerced sexual intercourse?" To be classified as rape victims, respondents must reply in the affirmative. All other sexual attacks are classified as other sexual assaults.

Source: "NCVS-1 Basic Screen Questionnaire," National Crime Victimization Survey, 2023, https://bjs.ojp.gov/content/pub/pdf/ncvs22_bsq.pdf.

partners such as spouses and boyfriends/girlfriends can be more validly measured using still more behavior-specific question wording and cues for more specific types of actors.⁴⁴ Because Congress mandated that the government more validly determine the magnitude of these victimizations, the Centers for Disease Control and Prevention developed the **National Intimate Partner and Sexual Violence Survey (NISVS)**, the goal of which was to provide national estimates of both lifetime and past twelve-month prevalence rates of IPV and sexual violence by all those who committed it.

Lifetime prevalence refers to the proportion of people in a given population who have ever experienced a particular form of victimization. In contrast, **12-month prevalence rates** provide information about the proportion of people in a given population who have experienced a particular victimization in the twelve months prior to taking the survey. Like the NCVS, the estimates obtained by the NISVS are assumed to be representative of the U.S. population as a whole because it collects data using a random digit dialing (RDD) telephone survey of the non-institutionalized English- or Spanish-speaking U.S. population. However, unlike the NCVS, in which respondents aged twelve and older are interviewed, the NISVS restricted its sample to those aged eighteen or older. The questions used by the NISVS to ask about IPV and sexual violence are provided in Table 1.4, and as you can see, they are more graphically specific than those

TABLE 1.4 ■ Screening Questions Used to Measure Interpersonal Violence for the National Intimate Partner and Sexual Violence Survey (NISVS)

Preamble: Sometimes sex happens when a person is unable to consent to it or stop it from happening because the person was drunk, high, drugged, or passed out from alcohol, drugs, or medications. This can include times when persons voluntarily consumed alcohol or drugs or when they were given drugs or alcohol without their knowledge or consent.

When you were drunk, high, drugged, or passed out and unable to consent, how many people ever

** had vaginal sex with you? By vaginal sex, we mean that [if female: a man or boy put his penis in your vagina] [if male: a woman or girl made you put your penis in her vagina]*

** [if male] made you perform anal sex, meaning that they made you put your penis into their anus?*

** made you receive anal sex, meaning they put their penis into your anus?*

** made you perform oral sex, meaning that they put their penis in your mouth or made you penetrate their vagina or anus with your mouth?*

** made you receive oral sex, meaning that they put their mouth on your [if male: penis] [if female: vagina] or anus?*

How many people have ever used physical force or threats to physically harm you to

** make you have vaginal sex?*

** make you [if male] perform anal sex?*

** make you receive anal sex?*

** make you perform oral sex?*

** make you receive oral sex?*

** put their fingers or an object in your [if female: vagina or] anus?*

(Continued)

TABLE 1.4 ■ Screening Questions Used to Measure Interpersonal Violence for the National Intimate Partner and Sexual Violence Survey (NISVS) (Continued)

How many people have ever used physical force or threats of physical harm to

* [if male] try to make you have vaginal sex with them, but sex did not happen?

* try to have [if female: vaginal] oral or anal sex with you, but sex did not happen?

How many people have you had vaginal, oral, or anal sex with after they pressured you by

* doing things like telling you lies, making promises about the future they knew were untrue, threatening to end your relationship, or threatening to spread rumors about you?

* wearing you down by repeatedly asking for sex, or showing they were unhappy?

* using their authority over you (for example, your boss or your teacher)?

How many of your romantic or sexual partners have ever

* slapped you?

* pushed or shoved you?

* hit you with a fist or something hard?

* kicked you?

* slammed you against something?

* tried to hurt you by choking or suffocating you?

* beaten you?

* burned you on purpose?

* used a knife or gun on you?

Source: "NCVS-1 Basic Screen Questionnaire," National Crime Victimization Survey, 2014, http://www.bjs.gov/content/pub/pdf/ncvs1_2014.pdf.

of the NCVS. Not surprisingly to researchers, the NISVS estimated that there were many more victims of IPV and sexual violence than were indicated by the data obtained by the NCVS. We will talk more about these estimates in Chapters 5 and 6.

Measuring Offending Behavior

All the victimization surveys described above obtain information about the characteristics of offenders based on the extent to which victims remember and can accurately report these characteristics. For offenders who were strangers, victims are asked to provide basic demographics, including gender, race/ethnicity, and approximate age group (e.g., under 18, 18–25, 26 or older), but that is the only information that can be obtained. Relying on police reports to estimate who is most likely to be violent is riddled with the same problems as using these data to estimate who is most likely to be victimized. Are those who are arrested for violent offending representative of all those who act violently? The quick answer is no. Not surprisingly, early self-report surveys of offending behavior in the 1940s revealed that a relatively large number of committed offenses

were undetected by the police. Although police report data from that era indicated that those who were arrested were more likely to be minorities from low socioeconomic backgrounds, self-report data revealed that a great number of offenses were being reported by people from relatively privileged backgrounds. As you might guess, these offenses rarely came to the attention of the police, and when they did, they rarely resulted in an arrest.⁴⁵ Based on these early studies, researchers interested in the types of people who engage in violent behavior also began to rely on survey methodology instead of police reports. That trend continues to this day.

One source of offending data comes from the **National Longitudinal Survey of Youth (NLSY)** sponsored by the U.S. Bureau of Labor Statistics. This survey is ongoing, with the most recent data being collected on a cohort of men and women who were born in the years 1980–1984. These cohort members, which comprise about five thousand individuals, have been surveyed nineteen times to date and are now interviewed biennially, most recently in Round 19 between 2019–2020. The longitudinal (followed over a long period of time) nature of this survey is an important quality of this survey that allows researchers to chart changes over time in behavior (see Table 1.5 for survey questions). For example, we can see if the same group of individuals are assaulting people over an entire time period or if different groups of individuals change their assaultive behavior over time.

TABLE 1.5 ■ Questions About Offending Behavior From the National Longitudinal Survey of Youth (NLSY)

Introduction: Now we would like to ask you about some different activities you may or may not have been involved in.

- a. Have you ever purposely damaged or destroyed property that did not belong to you?
- b. Have you ever stolen something from a store or something that did not belong to you worth less than 50 dollars?
- c. Have you ever stolen something from a store, person, or house or something that did not belong to you worth 50 dollars or more, including stealing a car?
- d. Have you ever committed other property crimes such as fencing, receiving, possessing, or selling stolen property or cheated someone by selling him or her something that was worthless or worth much less than what you said it was?
- e. Have you ever attacked someone with the idea of seriously hurting her or him or have you had a situation end up in a serious fight or assault of some kind?

Source: Bureau of Labor Statistics.

Note: Response options were (a) once a month, (b) once every 2 to 3 weeks, (c) once a week, (d) 2 to 3 times a week, (e) once a day, and (f) 2 to 3 times a day.

At this point, you may be thinking to yourself, “Why would someone actually admit to attacking or otherwise victimizing someone?” This issue is what researchers refer to as **validity**, which is the extent to which we are measuring what we think we are measuring. For example, a question measuring stress would be valid only if it can differentiate between those who have high stress compared to those with low stress. How accurate is this self-reported offending information?

Studies that have investigated this issue using several different types of samples have shown that they are remarkably valid.⁴⁶ A recent study of those committing offenses as juveniles, for example, examined whether males and females of different races/ethnicities differentially recalled incidents of self-reported offending compared to official records and concluded that “the SRO [self-reported offending] measure produces a reasonably good indicator of illegal activities.”⁴⁷

We hope this brief description of how we measure victimization has given you a better sense of how information on violence is gathered along with each method’s corresponding strengths and weaknesses. Keep in mind that we will be talking about measurement issues regarding types of victimization more extensively throughout the book.

Final Measurement & Language Considerations

Before moving on, we want to highlight a few other measurement issues. The first relates to how certain demographic characteristics are measured in both official and survey data. The first of these is sexual orientation and gender identity. Although not mutually exclusive, sexual orientation has three main components: sexual attraction, sexual behavior, and sexual identity. The last refers to how someone self-identifies as lesbian, gay, bisexual, straight, and so on. Sexual attraction and behavior do not always coincide with one’s sexual identity. Gender identity is defined by someone’s internal sense of their gender, which can be different from their sex at birth. Cisgender persons are individuals whose gender identity matches their sex at birth. Transgender people are those whose gender identity is different from their sex at birth.⁴⁸ Certain surveys conducted by both the CDC and BJS now ask about sexual orientation and identity. Except for a few major categories, however, the number of cases are still too few to make generalizations from. When we can incorporate this data into our discussion, we will, but it is important to note that most of the data we will be relying on still categorizes people by the binary categories of male and female.

The other demographic issue relates to race and ethnicity. The 2020 U.S. Census asked two questions to measure race and ethnicity. Both are complex designations that are not easily captured in two questions. However, The U.S. Census allowed respondents to check “all that apply” to the questions, which allowed for individuals to identify with multiple categories. Ethnicity is defined as someone’s Hispanic, Latino, or Spanish origin. In this text, we use the term Latinx to describe those who identify as such. Within this large umbrella, there are many more specific categories including Mexican, Mexican American, Puerto Rican, Cuban, and so on. Someone of Latinx origin can identify with any race(s). To help understand the complexity of race and ethnicity, the exact questions used by the 2020 Decennial Census are displayed in Table 1.6. As you can see, respondents were able to check one or more boxes in the race category and also to fill in a category that was not represented in the fixed responses. While most surveys we use in this text have multiple categories, the number of people in each survey who identify with multiple races are too few to make valid generalizations from. For the most part then, we rely on the categories of Non-Latinx White, Non-Latinx Black, Non-Latinx American Indian or Alaskan Native, Non-Latinx Asian or Pacific Islander, and Latinx of any race when these categories are available.

You will also undoubtedly notice that we have adopted person-first language whenever possible. In a book such as this that deals with the causes and consequences of violence and criminality, there are many commonly used terms that often carry with them powerful and

TABLE 1.6 ■ Race and Ethnicity Questions Asked in the 2020 Decennial Census.

NOTE: Please answer BOTH Question 6 about Hispanic origin and Question 7 about race. For this census, Hispanic origins are not races.

6. Are you of Hispanic, Latino, or Spanish origin?

No, not of Hispanic, Latino, or Spanish origin

Yes, Mexican, Mexican Am., Chicano

Yes, Puerto Rican

Yes, Cuban

Yes, another Hispanic, Latino, or Spanish origin – *Print, for example, Salvadorian, Dominican, Colombian, Guatemalan, Spaniard, Ecuadorian, etc.*

7. What is your race? (*Mark X one or more boxes AND print origins.*)

White – *Print, for example, German, Irish, English, Italian, Lebanese, Egyptian, etc.*

Black or African Am. – *Print, for example, African American, Jamaican, Haitian, Nigerian, Ethiopian, Somali, etc.*

American Indian or Alaska Native – *Print name of enrolled or principal tribe(s), for example, Navajo Nation, Blackfeet Tribe, Mayan, Aztec, Native Village of Barrow Inupiat Traditional Government, Nome Eskimo Community, etc.*

Chinese

Filipino

Asian Indian

Vietnamese

Korean

Japanese

Native Hawaiian

Samoan

Chamorro

Other Asian – *Print, for example, Pakistani, Cambodian, Hmong, etc.*

Other Pacific Islander – *Print, for example, Tongan, Fijian, Marshallese, etc.*

Some other race – *Print race or origin*

Source: United States Census Bureau, "Improvements to the 2020 Census Race and Hispanic Origin Question Designs, Data Processing, and Coding Procedures," July 5, 2023, <https://www.census.gov/newsroom/blogs/random-samplings/2021/08/improvements-to-2020-census-race-hispanic-origin-question-designs.html/>.

negative connotations. Unfortunately, these terms essentialize and stigmatize people into simplistic categories. Terms such as offender, inmate, and addict, for example, tend to distort more than they enlighten and suggest that the individuals so labeled are nothing more than those categorizations. Consequently, the social, cultural, political, economic, gendered, and racial/ethnic, and other contexts that shape human behavior and our societal responses to them are

dismissed or simply ignored. Because our book highlights the importance of these various conditions, we have sought to minimize our reliance on many traditional and often problematic language categorizations. However, because our book relies on data that are often gathered by agencies and organizations using traditional categories, it is impossible to completely avoid certain terms. Moreover, we also recognize that person-first language can also be problematic, especially in relation to issues of crime, justice, and violence. Nevertheless, this approach is intended to assist the reader in better understanding the nature and dynamics of various forms of violence.

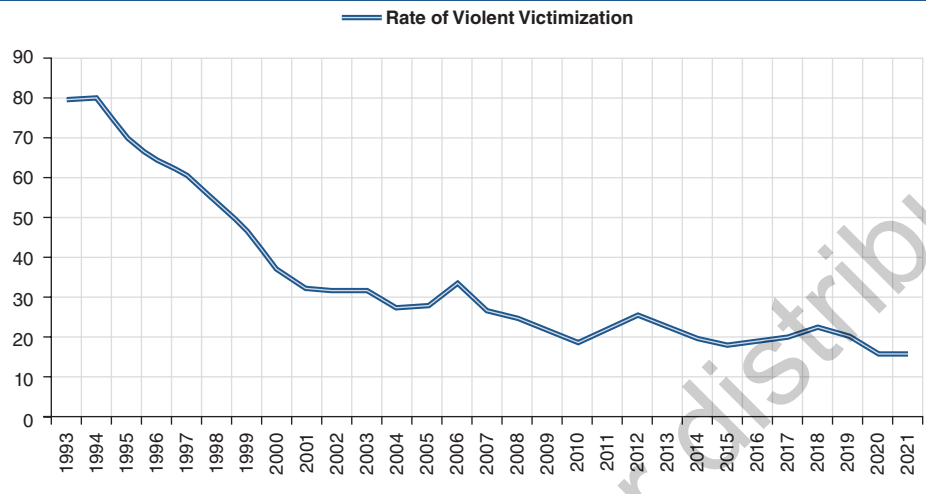
And finally, we also want to highlight that in writing this edition, we collected the most recent data available at the time. However, the production process dictates that after we submit this text, it goes through a number of editing and production stages before going to press, so it is about one year after submission that the final book is published. Federal agencies generally take up to two years to release data, so currently, we were lucky to obtain data from 2021. Thus, even though we do our due diligence to ensure you have the most recent data available, the book may sometimes appear out of date by the time it is in print. We have provided full citations for all of the sources used here so we would suggest you go to each federal agency website for more current information if needed.

VIOLENCE AND U.S. SOCIETY

When we turn on the evening news, read the local newspaper, or get online, we can't get away from the fact that violence, in its many forms, is a common companion in our lives. We live in a violent world. Whether we acknowledge it or not, the problem of violence pervades our lives and often shapes and defines who we are as individuals, communities, and nations. This is as true for the United States as it is for any other place around the world. We experience it in our homes, at work, and in public places. In fact, many of us experience violence directly as victims. In 2021 alone, according to the NCVS, more than four and a half million Americans were victims of violent crimes. When you consider that these types of victimizations occur many times every single day and that the effects of this victimization often last years—if not a lifetime—you begin to realize the impact that violence has on our society.

Figure 1.4 illustrates the rates of total nonfatal violence, which includes rape and sexual assaults, robbery, aggravated assaults, and simple assaults from 1993 through 2021. As you can see, violence peaked in the early 1990s and has generally been declining since that time. However, when the percentage change in violent crime rates is examined state by state in the United States (Figure 1.5), we learn that violent crime increased an average of 4.6 percent nationally, but some states had huge increases while violent crime decreased in other states. Therefore, when we talk about violent crime in America, we have to realize that there are differences across the American context. As we will note again and again throughout this text, context matters! The risks of violence, in other words, varies depending on many factors, including geographic location. Are people living in the United States at a greater risk of violent victimization than those in other nations? Figure 1.6 reveals that, although the United States generally has very high rates of murder, countries that are amid large-scale violence and police corruption

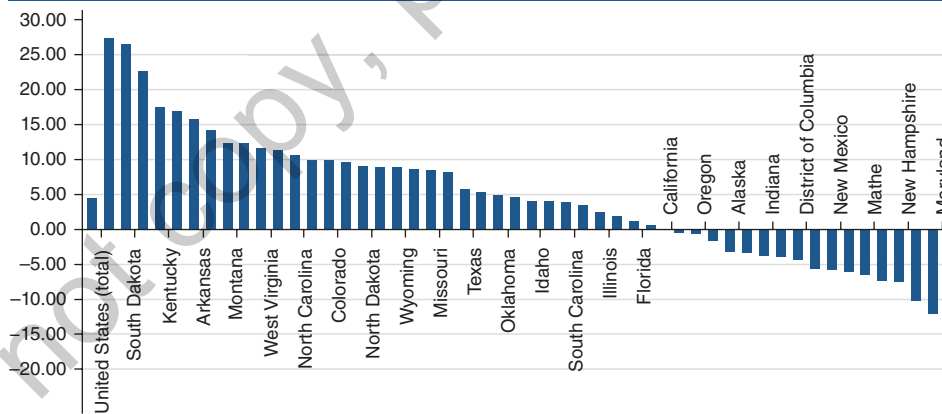
FIGURE 1.4 ■ Violent Crime Rates, 1993–2021, per 1,000 Persons Age 12 or Older



Source: "Rate of violent victimizations, 1993–2021," Quick Graphics: Violent Victimization, Bureau of Justice Statistics NCVS Dashboard, <https://ncvs.bjs.ojp.gov/quick-graphics>.

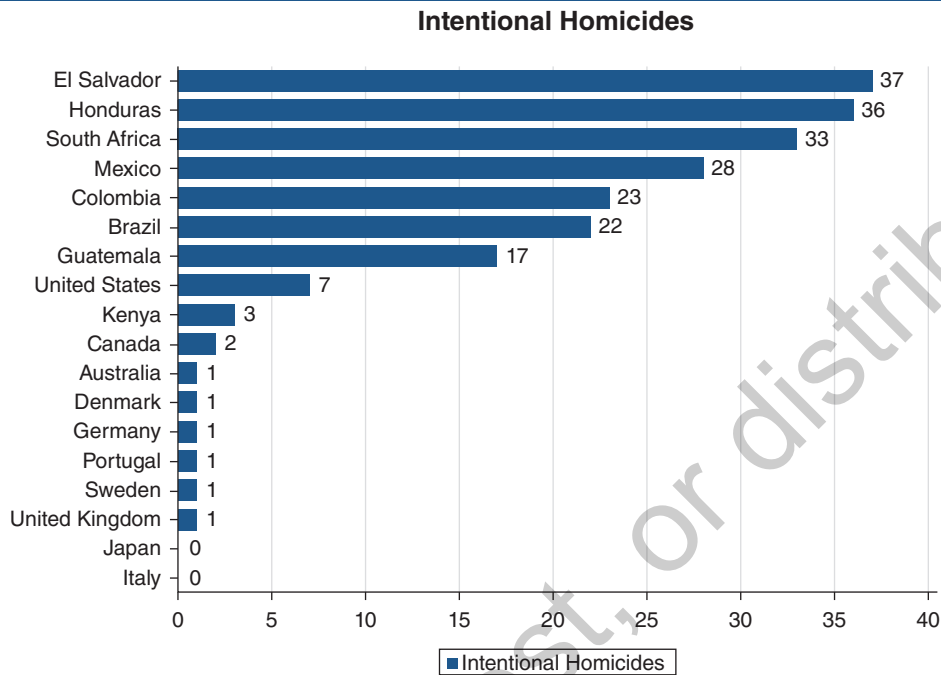
Note: Estimates for 2006 should not be compared to other years. See *Criminal Victimization, 2007*, NCJ 224390 [BJS website, December 2008] for information on changes to the 2006 National Crime Victimization Survey.

FIGURE 1.5 ■ Percentage Change in Violent Crime Rates in the United States From 2019 to 2020 by State.



Source: "Percent Change in Violent Crime Rate in the United States From 2019 to 2020, by State," Bureau of Justice Statistics, 2021, Statista, <https://www.statista.com/statistics/301593/us-crimes-committed-state/>.

because of the illegal drug trade have higher rates of murder. However, U.S. murder rates are significantly higher than those of all other Western industrialized countries such as Sweden, Germany, and Australia. (We will revisit these rates in Chapter 3.)

FIGURE 1.6 ■ Homicide Rates per 100,000 by Country, 2020

Source: Adapted from "Intentional Homicides (per 100,000 people)," The World Bank, 2020, <https://data.worldbank.org/indicator/VC.IHR.PSRC.P5?end=2020&locations=JP-CH-PT-IT-AU-DK-SE-DE-GB-CA-LK-KE-US-MX-CO-GT-BR-ZA-HN-SV&start=2020&view=bar>. Made available under Creative Commons Attribution 4.0 International License (CC-BY 4.0, <https://creativecommons.org/licenses/by/4.0/>).

Note: Most recent data available upon publication. Data from El Salvador is for 2019, UK is 2018. All others are 2020.

Rates of actual victimization are only the tip of the iceberg regarding our experiences with violence. In addition to direct victimization, we also often experience violence vicariously. We thrill to see violence in sports and enjoy violent video and computer games. We flock to movies that are saturated with graphic acts of explicit and realistic violence. In fact, the average child will view 200,000 acts of violence and 16,000 murders by the time she or he is 18 years old.⁴⁹ Our airwaves are full of violent images, and research suggests that this trend is becoming more prevalent. In fact, there is evidence that media violence has become more plentiful, graphic, sexual, and sadistic. Can we watch these images and not be affected by them? The evidence strongly suggests that we can't.⁵⁰

We also worry about violence constantly and change our behavior in response to perceived threats of violence. We avoid certain parts of town, add security features to our homes, and vote for "get tough" laws in order to protect ourselves from people we think will commit violence. Throughout the twenty-first century, news reports have been full of stories about wars and war crimes, mass shootings, drug cartel violence, and police violence. In short, both domestically and internationally, violence is part and parcel of U.S. life. In fact, Iadicola and Shupe assert

that violence is the “overarching problem of our age” and suggest that every social problem is influenced by the problem of violence.⁵¹ James Gilligan, a medical doctor who directed the Center for the Study of Violence at Harvard Medical School, put it this way:

The more I learn about other people’s lives, the more I realize that I have yet to hear the history of any family in which there has not been at least one family member who has been overtaken by fatal or life threatening violence, as the perpetrator or the victim—whether the violence takes the form of suicide or homicide, death in combat, death from a drunken or reckless driver, or any other of the many nonnatural forms of death.⁵²

So, it’s safe to say that violence is not foreign to us but rather is something with which we rub shoulders constantly. We know violence through our own lived experiences and the experiences of our family, friends, and neighbors as well as through the media images we view and the games we play.

At a deeper level, this means that our identities as citizens, parents, children, spouses, lovers, friends, teammates, colleagues, and members of the community are often shaped by violence, at least in part. Who we are as individuals and as human beings is shaped by the culture within which we live. How we define ourselves, the ways in which we relate to others, and our notions of what we stand for and what we believe in are all determined in large part by the influences and experiences of our lives. As sociologists Peter Berger and Thomas Luckmann suggest, “Identity is a phenomenon that emerges from the dialectic between individual and society.”⁵³ In short, our life experiences shape who we are. Therefore, if violence is a part of our reality, then it plays a role in molding us as human beings and influences how we understand the world around us. To acknowledge this is to understand that violence is part of who we are and central to knowing ourselves and the lives we lead.

Because of this prevalence and its impact on our lives, some have suggested that Americans have created and embraced a culture of violence. *Culture* is a nebulous concept that includes values, beliefs, traditions, rituals, and rules for behavior. Culture also dictates what is expected, what is valued, and what is prohibited.⁵⁴ Essentially, this argument contends that our history and experiences have resulted in a system of values and beliefs that, to a greater extent than in some other cultures, condones, tolerates, and even expects a violent response to various and specific situations.⁵⁵ Other scholars have further developed this theme by arguing that instead of a culture of violence in the United States, there are **subcultures of violence** specific to particular regions or groups. First articulated by criminologists Wolfgang and Ferracuti, this viewpoint suggests that members of some groups are more likely to rely on violence. As they suggested,

Quick resort to physical combat as a measure of daring, courage, or defense of status appears to be a cultural expectation. . . . When such a cultural response is elicited from an individual engaged in social interplay with others who harbor the same response mechanism, physical assaults, altercations, and violent domestic quarrels that result in homicide are likely to be relatively common.⁵⁶

This type of culture has also sometimes been characterized as being a **culture of honor** since violence has been found to be an acceptable response to incidents when one has been disrespected or dishonored in some way. The American South historically has had much higher rates

of violence than other regions of the country, and many have suggested that it is a consequence of Southern notions of honor that demand a violent response to certain provocations. Southern culture, in other words, is more violence prone than other regional cultures.

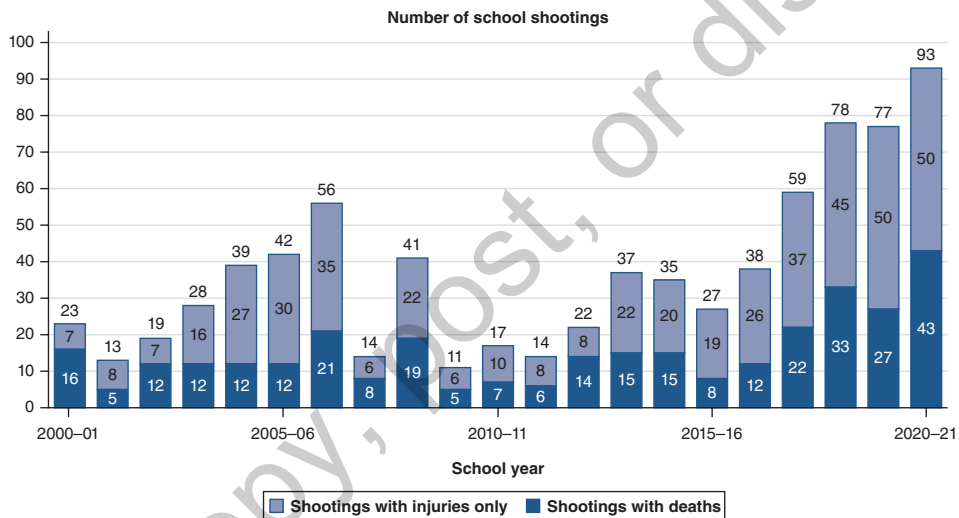
Violence, then, is something that appears to be embedded in our values and attitudes, which is why some have suggested that violence is “as American as apple pie.”⁵⁷ Yet, for something that is so much a part of our lives, we remain remarkably ill-informed about what violence really is, how and why it is perpetrated, and what its consequences truly are. Much of what we think we know owes as much to myth and stereotype as it does to fact. This shouldn’t be a big surprise, since so much of what we think we know is based on what we see on popular television shows and in movies. In fact, up to 95 percent of Americans cite the mass media as their main source of information on crime and violence.⁵⁸ Unfortunately, these images have been shown to be misleading, incomplete, and sometimes simply wrong.

Such selective reporting is not unusual. One study of newspapers reporting on murder found that it was the atypical homicide that was reported on most frequently, while the routine type of killing was sometimes not even considered worthy of any coverage.⁵⁹ More specifically, around 5 percent of homicides received most of all media attention. What kinds of killings constituted this 5 percent? Assassinations, mass murders, gangland killings, and particularly gruesome and sensationalistic murders received all the press coverage. Yet these types of murders are far and away the least common types of criminal homicide. Average readers who form their perceptions of reality from the news media only may, therefore, think these represent the most typical and most common forms of violence. Research also indicates that victims are not always portrayed equally. For example, one recent study found that newspaper stories about Black homicide victims are covered less than those involving White victims. Moreover, Black homicide victims are not always described in detail while news stories about White homicide victims living in White neighborhoods are frequently discussed with positive attributions. For example, one Black homicide victim, Raymond Griffin, was killed while sitting on his porch. His friends and family on social media noted that he was a father of two and had a very good sense of humor. When reporting his murder, however, the Chicago Sun-Times simply noted that he was shot in the neck and lived on the same block where the shooting happened. Basically, this article simply reported the facts, and seemed to imply that Raymond lived in a dangerous neighborhood. In contrast, an article about a White person killed that same week was described in more detail, noting that he was bright, funny, and capable.⁶⁰ The researchers noted that massive budget cuts have may have precluded newspapers from covering all crimes in such detail, but they note, “Because society stereotypes Black and, increasingly, Hispanic residents as inherently criminal, news organizations treat homicides in Black and Hispanic neighborhoods as relatively normal, unremarkable, and, as a result, unworthy of extensive humanizing news coverage.”⁶¹

The same is true for other forms of violent crime as well. For example, do you think that murder in schools has been increasing? There have been a few cases of horrendous mass shootings that have taken place in schools, including the killings at Uvalde in Texas, Sandy Hook Elementary School in Newtown, Connecticut, and Marjory Stoneman Douglas High School in Parkland, Florida. These cases should garner a great deal of media attention because they are tragic stains on our American conscience. However, do you think that kids in American schools have become more or less safe in the last several years? Figure 1.7 (which we will revisit in Chapter 4) displays

shootings in schools that resulted in both deaths and injuries from the U.S. Departments of Justice and Education. As can be seen from this figure, the number of violent deaths that occur annually in schools did increase in the most recent data point available of 2021, however, the number of deaths has hovered around a lower mean for the last ten years. To be sure, violent death does occur in U.S. schools, but our perceptions of risk are sometimes not in line with the empirical data. Of course, such heinous and tragic events understandably garner a huge outpouring of outrage and grief when the lives of children and teenagers are so brutally taken. Again, the point we are making is that our outrage and fears are driven primarily by media coverage, which is not always representative of the reality of the risk of violence for many subsets of the population.

FIGURE 1.7 ■ Number of School Shootings With and Without Deaths for Students Aged 5–18



Source: Veronique Irwin, Ke Wang, Jiashan Cui, and Alexandra Thompson, *Report on Indicators of School Crime and Safety: 2021 (NCES 2022-092/NCJ 304625)* (Washington, DC: National Center for Education Statistics, U.S. Department of Education, and Bureau of Justice Statistics, Office of Justice Programs, U.S. Department of Justice, June 2022), <https://bjs.ojp.gov/sites/g/files/xyckuh236/files/media/document/iscs21.pdf>.

CONCLUSIONS

As you have seen, how we define and measure violence has changed over time, and in some cases, the same behavior may be deemed appropriate or criminal, depending on the context. In the following chapters, we analyze the patterns and correlates of both interpersonal and collective violence using the most contemporary research, theories, and case studies. In addition, we provide an overview of the strategies that have been developed to prevent the specific types of violence we examine. As you will see, while each type of violence is somewhat different, all violence is connected by a web of actions, ideas, perceptions, and justification.

KEY TERMS

12-month prevalence rates	National Intimate Partner and Sexual Violence Survey (NISVS)
aggression	National Longitudinal Survey of Youth (NLSY)
brutalization hypothesis	population
Bureau of Justice Statistics (BJS)	random selection
culture of honor	righteous slaughter
expressive violence	sample
incidents	spillover theory
institutional violence	structural violence
instrumental violence	subcultures of violence
interpersonal violence	Supplementary Homicide Reports (SHR)
Law Enforcement Assistance Administration (LEAA)	Uniform Crime Reporting Program (UCR)
lifetime prevalence	unity of human aggression
National Crime Survey (NCS)	validity
National Crime Victimization Survey (NCVS)	victimization rates
National Incident-Based Reporting System (NIBRS)	victimizations
	violence

DISCUSSION QUESTIONS

1. Go to <https://www.fbi.gov/services/cjis/ucr> and find information about the NIBRS. What advances does the new NIBRS reporting system have compared with the older UCR program? Will the system address problems of underreporting in general? Will it still be necessary to have other measures of victimization, such as the NCVS? Why or why not?
2. Spend a few hours during the day either reading news articles online or watching videos online. Monitor how the selected networks cover incidents of violence, both locally and nationally. In your opinion, do you think it has captured the reality of violence in your area or in the nation? What types of violence are most likely to be portrayed? What types of victims and offenders are most likely to be represented? As you answer these questions, ask yourself why that might be.
3. Without looking back at the definitions of violence presented in this chapter, come up with your own definition of interpersonal violence. What elements must a definition have to be useful? Now try your hand at defining *genocide*. What elements do you believe are necessary to label a case of mass killing as genocide? Now list the ways in which you would measure two types of violence. Be specific. If you are going to use a survey, what types of questions would you ask respondents?